





 Department of Higher Education Ministry of Education Government of India	National Eligibility cum Entrance Test NEET (UG) - 2024	 राष्ट्रीय परीक्षा एजेंसी National Testing Agency Excellence in Assessment  राष्ट्रीय आयुर्विज्ञान आयोग National Medical Commission
--	--	--

Roll Number:	2205011856	Application Number:	240411717266	 <p>Bihola Mittalben Virendrasinh 21.03.2023</p>
Candidate's Name:	BIHOLA MITTALBEN VIRENDRASINH	Father's Name :	VIRENDRASINH	
Gender:	FEMALE	Date of Birth:	29-10-2005	
Category:	GEN-EWS	State of Eligibility:	GUJARAT	
Person with Disability (PwD)*:	NO	Scribe required*:	NA	
Type of Disability:	NA			
 2205011856				

Test Details	
Question Paper Medium	GUJARATI
Date of Examination	05.05.2024 (Sunday)
Reporting/Entry Time at Centre	11:00 AM
Gate Closing Time of Centre	01:30 PM
Timing of Test	02.00 PM to 05.20 PM (Indian Standard Time)
Test Centre No	220501
Test Centre Name	JAY JALARAM INTERNATIONAL SCHOOL
Test Centre Address (Venue of Test)	PADAL SEVALIYA. THERMAL , GUJARAT , GODHRA (388235)
 Senior Director (NTA)	

SELF DECLARATION (UNDERTAKING)

I, _____, resident of _____, do hereby, declare the following:

- I have read the Instructions, Guidelines, Information Bulletin, Instructions, and Notices related to this examination available on the website <https://exams.nta.ac.in/NEET/> and www.nta.ac.in
- I have read the detailed "IMPORTANT INSTRUCTIONS FOR CANDIDATES" as given on Page-3 and I undertake to abide by the same.

Candidate's Photo (Same as uploaded on the Application Form to be affixed before reaching the Centre)	Candidate's left-hand thumb Impression (To be affixed before reaching the Centre)	Candidate's Signature (To be signed on the Day of Examination in the presence of the Invigilator only)
---	---	--

The above undertaking has to be filled up in advance before reaching the Centre, except for the candidate's signature which has to be affixed in the presence of the Invigilator.

***Disclaimer:** The eligibility in the examination under the category "Persons with Disability" is purely provisional to appear in the examination and does not guarantee a seat to the candidate under the respective category. The candidature for admission to MBBS program under PwD category under various colleges will be governed as per relevant NMC guidelines which are given under Appendix-H1 of Guidelines regarding admission of students with "specified disabilities" under the Right of Persons with Disabilities Act, 2016 with respect to admission in MBBS course during post-examination and counselling process issued on 01.08.2023. (Please refer Information Bulletin)



Please paste a Postcard Size (4" x 6") colour Photograph here before reaching the Centre. (The Candidate and the Invigilator are to sign across the photograph as indicated in the instructions below.)

Date of Examination:	05.05.2024 (Sunday)	Timing:	02.00 PM to 05.20 PM (IST)
Roll Number:	2205011856	Application Number:	240411717266
Candidate Name:	BIHOLA MITTALBEN VIRENDRASINH	Father's Name:	VIRENDRASINH
Signature of Invigilator	Candidate Signature (To be signed on the Day of Examination, in the presence of the Invigilator only)		

INSTRUCTIONS FOR CANDIDATES:

- The Candidate is to paste the latest colored postcard size (4" x 6") photograph of his/her own in the designated space.
- Invigilator shall ensure that the photograph and signature on this page match with the photograph and signature of the Candidate on Page 1 of Admit Card.
- The Candidate is to sign across the photograph on the left side.
- The Invigilator should sign across the photograph of the candidate on the right side.
- It is mandatory for the candidate to bring this page of the Admit Card with a pasted photograph. If he/she doesn't bring this, then he/she will not be allowed to sit in the examination, and this shall lead to his/her disqualification.

 <p>Department of Higher Education Ministry of Education Government of India</p>	<p align="center">National Eligibility cum Entrance Test NEET (UG) - 2024</p>	 <p>राष्ट्रीय परीक्षा एजेंसी National Testing Agency Excellence in Assessment</p>  <p>राष्ट्रीय आयुर्विज्ञान आयोग National Medical Commission</p>
---	---	--

IMPORTANT INSTRUCTIONS FOR CANDIDATES

- The candidate must reach the Centre at the time indicated against Reporting/Entry time at the Centre in the Admit Card.
- No candidate shall be permitted to enter the Centre after the Gate Closing- Time.
- No candidate shall be permitted to leave the Examination Room/Hall before the end of the examination.
- On completion of the examination, please wait for instructions from Invigilator and do not get up from your seat until advised. The candidates will be permitted to move out one at a time only.
- All candidates are required to download and carefully read the Instructions given with the Admit Card and strictly adhere to them.
- This Admit Card consists of three pages- Page 1 contains the **Centre details and Self Declaration (Undertaking) form** Page 2 has a **"Postcard Size Photograph"** and "Page 3 has **"Important instructions for Candidates"**. The candidate must download all three pages.
- The Admit Card is provisional, subject to satisfying the eligibility conditions as given in the Information Bulletin.
- Candidates are advised to verify the location of the examination venue, a day in advance so that they do not face any problem on the day of examination. If religion/customs require you to wear specific attire, please visit the Centre early for thorough checking.
- No Candidate would be allowed to enter the Examination Centre, without Admit Card, Valid ID Proof, and proper frisking. Frisking will be carried out through Handheld Metal Detector (HHMD).
- Candidates will be permitted to carry only the following items with them into the examination venue:
 - Personal transparent water bottle.
 - Additional photograph same as uploaded on Application Form, to be pasted on Attendance Sheet.
 - Admit Card along with Self Declaration (Undertaking) having Postcard size photograph affixed on the designated space (page 2) downloaded from the NTA website (a clear printout on A4 size paper) duly filled in.
 - Before reaching the Centre, the candidates must enter the required details in the Undertaking in legible handwriting.
 - PwD Certificate and Scribe-related documents, if applicable.
- Candidate should put their signature and paste the Photograph at the appropriate place. They should ensure that their Left-Hand Thumb Impression is clear and not smudged.
- Candidate must carry valid Identity proof, preferably, **Aadhaar Card (with photograph)/ E-Aadhaar/Ration Card/ Aadhaar Enrolment No. with Photo** to the center. However, other valid Identity proof issued by the government – PAN card/ Driving License/ Voter ID/ 12th Class Board Admit or Registration card/ Passport/ Original School Identity card with Photo will also be considered ONLY in case of non-availability. All other ID/Photocopies of IDs even if attested/scanned photo of IDs in mobile phone will NOT be considered valid ID Proof.
- The PwD candidates must bring a PwD Certificate issued by the Competent Authority if claiming relaxation under the PwD category. The Scribe will be provided by National Testing Agency only if requested in the online Application Form of NEET (UG) – 2024. The facility of a Scribe will be provided, in case he/she has a physical limitation, and a scribe is essential to write the examination on his/her behalf, being so certified in the authorised format as per **RPwD Act, 2016** given by a CMO/Civil Surgeon/ Medical Superintendent of a Government Health Care Institution. Compensatory time of one hour and five minutes will be provided for the examination of three hours & 20 minutes (03:20 hrs) duration, whether such candidate (having a physical limitation to write) uses the facility of Scribe or not.
- Candidates are **NOT allowed** to carry any personal belongings including electronic devices, mobile phones, and other banned/ prohibited items listed in the Information Bulletin to the Examination Centre. Examination Officials will not be responsible for the safe keep of personal belongings and there will be no facility at the center.
- Blank paper sheets for rough work will NOT be provided in the examination Hall/Room. **Rough work is to be done in the space provided for this purpose in the Test Booklet only.** Failure to do so may result in the non-evaluation of your answer.
- No Candidate should adopt any unfair means or indulge in any unfair examination practices as the examination Centres are under surveillance of CCTV and equipped with Jammers.
- On completion of the test, candidates must hand over the OMR Sheet (**both** Original and Office Copy) and take away only the Test Booklet with them. It will be the responsibility of the candidate **also** to ensure that the OMR sheet submitted by him/her carries his/her signature as well as the Signature of the Invigilator at the pre-determined spaces.
- No Bio-breaks** will be allowed **during first one hour** after beginning of the exam and **last half an hour** of the exam.
- Apart From the biometric attendance and frisking at entry, candidates will be frisked and biometric attendance will be taken again on entry from bio-break/toilets break.
- Candidates are advised NOT to indulge in use of Un-Fair Means, impersonation etc. Candidates found using Un-Fair Means are liable for strict action including debarment from appearing in all the examinations conducted by NTA.
- Important Advisories to candidate:**
 - NTA uses AI based real time analytical tools & technologies to map likely/potential use of unfair means /cheating behavior by candidates at all centres, both during and post exams.
 - CCTV recordings are analyzed using AI technologies to confirm malpractice with evidence.
 - NTA catches the likely cheaters through Artificial Intelligence-based tool.
 - Suspicious candidates are identified through AI-based tools, even after the examination.
 - Examination centers are continuously monitored through artificial intelligence-enabled systems to ensure the integrity of the examination process.
- Candidates are advised to check updates on the NTA websites regularly i.e. www.nta.ac.in, <https://exams.nta.ac.in/NEET/>. They should also check their mailbox on the registered E-mail address and SMS in their registered Mobile No. for the latest updates and information.
- For any clarification/assistance, you can write to NTA at neet@nta.ac.in or call at Helpline number **011 -40759000**